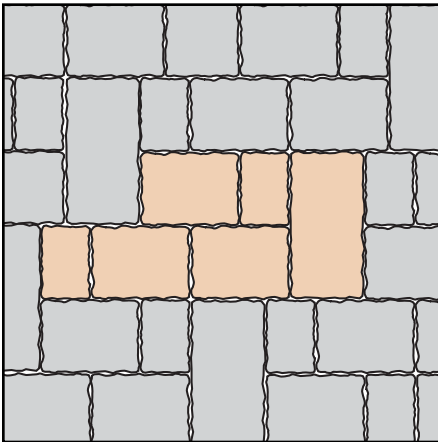


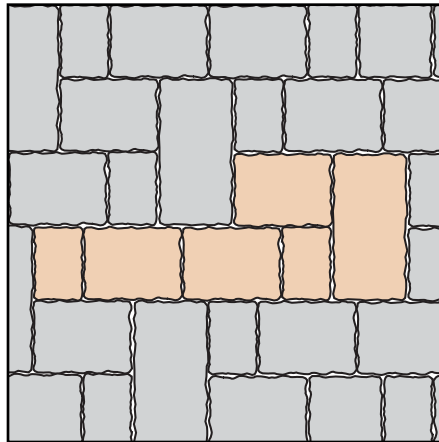
Roman Pisa®

Coverage Per 100 SF



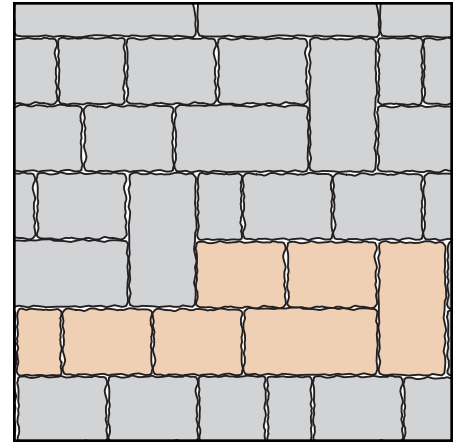
Ashlar Pattern 1

- Stetchers: 164 (Includes approx. 9 Full Caps per 10 lineal feet)
- Halves: 110 • Jumbos: 56



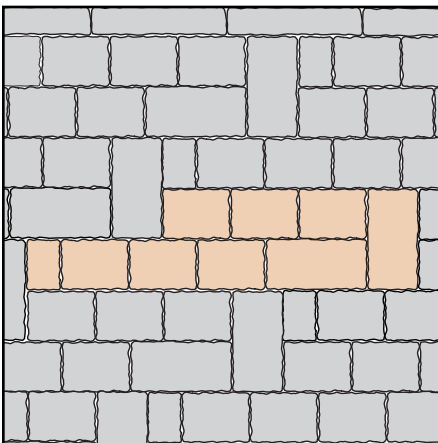
Ashlar Pattern 2

- Stetchers: 164 (Includes approx. 9 Full Caps per 10 lineal feet)
- Halves: 110 • Jumbos: 56



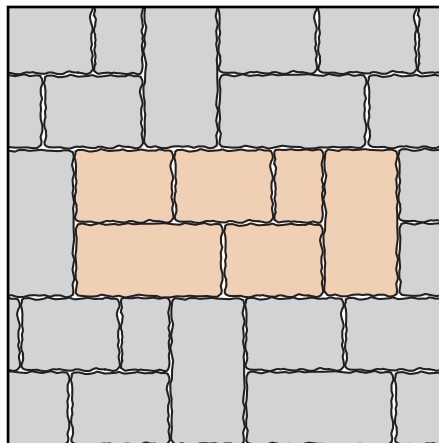
Ashlar Pattern 3

- Stetchers: 160 (Includes approx. 8 Full Caps per 10 lineal feet)
- Halves: 42 • Jumbos: 80




Ashlar Pattern 4

- Stetchers: 168 (Includes approx. 11 Full Caps per 10 lineal feet)
- Halves: 30 • Jumbos: 60




Ashlar Pattern 5

- Stetchers: 139 (Includes approx. 7 Full Caps per 10 lineal feet)
- Halves: 47 • Jumbos: 93



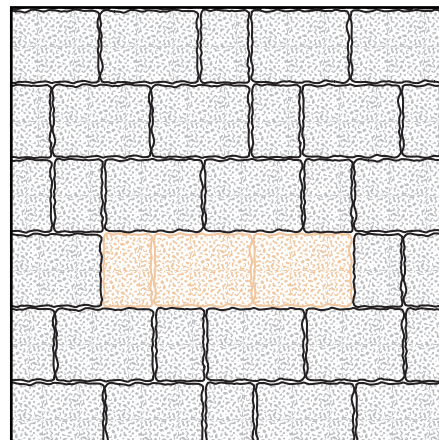
Random Running Bond

- Stetchers: 164 (Includes approx. 7 Full Caps per 10 lineal feet)
- Halves: 32 • Jumbos: 93



Traditional Running Bond

- Stetchers: 300 (Closure row is comprised of all Full Caps) Full Caps: Multiply the lineal footage by 1.5

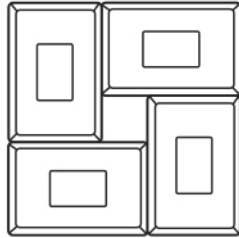


Stretcher & Half Running Bond

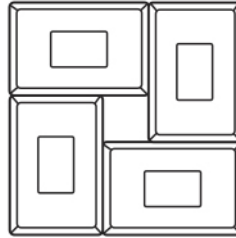
- 2:1 Ratio
- Stetchers: 240 (Includes Full Caps – Multiply number of lineal ft. by 1.2)
- Halves: 120
- 3:1 Ratio
- Stetchers: 260 (Includes Full Caps – Multiply number of lineal ft. by 1.3)
- Halves: 86
- 3:1 Ratio
- Stetcher: 265 (Includes Full Caps – Multiply number of lineal ft. by 1.33)
- Halves: 66

ROMAN PISA Pillars

All corner units

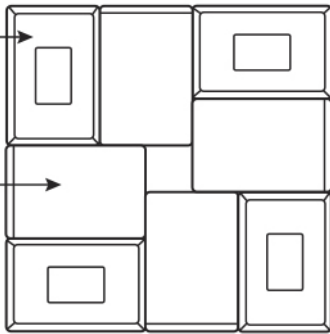


20" x 20"



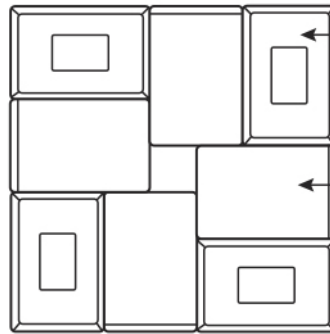
20" x 20"
Alternating Courses

Corner units
in corners



Stretcher Caps
in between

28" x 28"



Corner units
in corners

Stretcher Caps
in between

28" x 28"
Alternating Courses

Note: Corner units are cored.