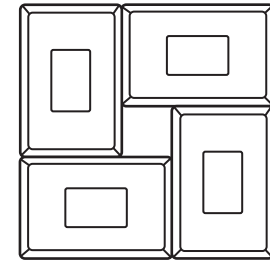
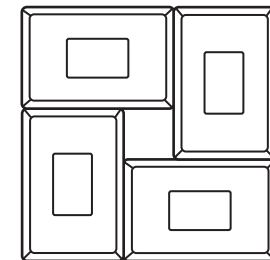


All corner units



20" x 20"



20" x 20"


Alternating Courses

Note: Corner units are cored.

Note: Poor site conditions can affect the stability of the structure. Consult a qualified professional engineer to determine site specific construction details.



**IDEAL** Pavers by  
**IDEAL** CONCRETE BLOCK CO.  
 45 POWER ROAD, WESTFORD, MA 01886  
 232 LEXINGTON STREET, WALTHAM, MA 02452  
 781-894-3200  
 WWW.PAVERSBYIDEAL.COM



**RisiStone**<sup>®</sup>  
 retaining wall systems

<http://www.risistone.com>

©2018 Risi Stone Systems

**RomanPisa**<sup>®</sup>  
 Lamp Post/Pillar  
 (20" x 20")

**P21DET024.DWG**