

GEORGETOWN COLONIAL™



GEORGETOWN COLONIAL™ PAVERS

FEATURES

- ▶ Classic rectangular shape with Drum-Roll Tumbled Finish
- ▶ Flip 'n' Place dual surface – can be laid with chamfer side face up or face down or in any combination
- ▶ Blends can be intermixed to replicate “preservation colors” of “turn-of-the-century” brick



4" x 8"

TUMBLED

COMPOSITION & PERFORMANCE

- ▶ Manufactured under controlled factory conditions using a cement-rich blend and select aggregates, the units are saturated throughout with pure iron oxide pigments
- ▶ Each paver undergoes our genuine Drum-Roll Tumbled® process that imparts a “stone-rocked” finish and unique character to each piece while preserving the structural integrity and durability.
- ▶ Suitable for residential, commercial and municipal applications - walkways, residential driveways, patios, pool decks, sidewalks and plazas
- ▶ Offers a skid and slip-resistant surface, and when properly installed, are snow-plow safe

PHYSICAL CHARACTERISTICS

Georgetown Colonial Pavers meet or exceed North American industry standards, including the requirements of ASTM C 936 for Solid Concrete Interlocking Paving Stones and CSA Standards for freeze-thaw performance. Our strict quality control ensures consistent strength, color and size.

Nominal Size/Coverage 4" x 8" (100 x 200mm) • 4.5 pcs/sf

Thickness 2 3/8" (6cm)

Compressive Strength 8500 psi minimum


Water Absorption 5% maximum

Freeze Thaw No Effect


Slip Resistance Excellent to ADA

INSTALLATION & PATTERNS


- ▶ Can be laid with the chamfer side face up or face down, or in any combination
- ▶ The ratio of 2 square edge to 1 chamfer edge facing up adds a more rustic look to the pavement
- ▶ Select either all chamfer or all square edge facing up for more uniform joint lines
- ▶ Can be installed in the same patterns as our Boston Colonial Pavers® - Herringbone, stretcher or running bonds, and a variety of basketweave patterns.
- ▶ Please visit our website for complete list of patterns




90° Herringbone



45° Herringbone



Running Bond



Basketweave 1

PALLET OVERVIEW

PRODUCT	WT/BLOCK	PCS/SECT	SF/SECT	PCS/CU	SF/CU	WT/CU
4" x 8" (100 x 200mm)	5.86 lb	81	18	486	108	2850 lb

TECHNICAL SERVICES

Please call our sales office or visit our website for complete technical information and literature. We also offer design consultation, specification assistance, and job-site quality review upon request.



Deicing Advisory

COLORS



Beacon Hill Blend



Quarry Blend



Vineyard Blend