

# MILLSTONE™ PAVERS





# MILLSTONE™ PAVERS

## FEATURES

- ▶ Drum-Roll Tumbled Finish with soft patina and weathered tones
- ▶ Mix-n-Match Packaging – Choice of shape, size and color



Large Rectangle  
6 5/16" x 9 7/16"



Square  
6 5/16" x 6 5/16"

## COMPOSITION & PERFORMANCE

- ▶ Manufactured under controlled factory conditions using a cement-rich blend and select aggregates, the units are saturated throughout with pure iron oxide pigments
- ▶ Each paver undergoes our genuine Drum-Roll Tumbled® process that imparts a "stone-rocked" finish and unique character to each piece while preserving the structural integrity and durability.
- ▶ Suitable for residential, commercial and municipal applications - walkways, residential driveways, patios, pool decks, sidewalks and plazas
- ▶ Offers a skid and slip-resistant surface, and when properly installed, are snow-plow safe

## PHYSICAL CHARACTERISTICS

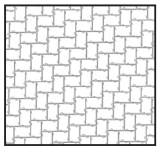
MillStone pavers meet or exceed North American industry standards, including the strength, absorption, and freeze-thaw requirements of ASTM C 925 for Solid Concrete Interlocking Paving Stones. Our Strict quality control ensures consistent strength, color and size.

### Nominal Size/Coverage

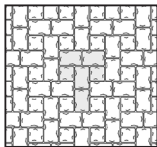
Squares	6 5/16" x 6 5/16" (160 x 160mm) • 3.62 pcs/sf
Large Rectangles	6 5/16" x 9 7/16" (160 x 240mm) • 2.42 pcs/sf
Thickness	2 3/8" (6cm)
Compressive Strength	8500 psi minimum
Water Absorption	5% maximum
Freeze Thaw	No Effect
Slip Resistance	Excellent to ADA

## INSTALLATION & PATTERNS

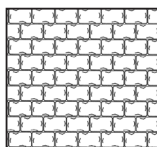
- ▶ Can be installed in herringbone, running bond and random pattern layouts
- ▶ Packaged individually for greater design flexibility and choice, allowing you to create a variety of patterns without having unnecessary stones left over
- ▶ Please see our *Yankee Cobble™* and *MillStone™ Patterns with Style* for additional pattern options




90° Herringbone



Pattern 6



Running Bond



Pattern 4

## PALLET OVERVIEW

PRODUCT	WT/BLOCK	PCS/SECT	SF/SECT	PCS/CU	SF/CU	WT/CU
Square	7.40 lb	54	14.9	378	104.42	2800 lb
Large Rectangle	11.29lb	54	22.3	270	111.57	3050 lb

## TECHNICAL SERVICES

Please call our sales office or visit our website for complete technical information and literature. We also offer design consultation, specification assistance, and job-site quality review upon request.



Deicing Advisory

## COLORS



Quarry Blend



Vineyard Blend